


4 Pole (2 FORM C+ 2 FORM A) Signal Relay for Central Switching/ Data Transmission

FTR-B2 SERIES

RoHS compliant

■ FEATURES

- 4 POLE MINIATURE RELAY
Mounting space of 175mm² with 4 pole relay, suitable for high density mounting.
- SAFETY STANDARD
 - UL/CSA recognized
 - Conforms to Bellcore specification & FCC part 68
 - Conforms to IEC 60950 / UL1950 / EN60950 spacing and high breakdown voltage
 Clearance: 1.0mm
Creepage: 1.6mm
- HIGH RELIABILITY
Bifurcated gold overlay silver alloy
- HIGH HEAT RESISTANCE, FLAMMABILITY
Flammability grade of 94V-0 materials employed
- AIR TIGHT CONSTRUCTION
Airtight construction allows high resistance to various environments and to clean the relay
- SMT VERSION
Surface mount type available on request
- RoHS compliant since date code: 0430B8
Please see page 7 for more information



■ ORDERING INFORMATION

[Example] $\frac{\text{FTR-B2}}{(a)} \quad \frac{\text{M} \quad \text{A}}{(b) (c)} \quad \frac{012}{(d)} \quad \frac{\text{Z}}{(e)} \quad \frac{- **}{(f)}$

(a)	Series Name	FTR-B2
(b)	Contact Arrangement	M : 2 Form C + 2 Form A - through hole N : 2 Form C + 2 Form A - SMT
(c)	Coil Type	A : Standard (400mW)
(d)	Coil Nominal Voltage	4.5: 4.5VDC 012: 12VDC
(e)	Contact Material	Z : Gold overlay silver alloy
(f)	Custom Designation	Special Number for Customized Products

Remarks: Actual marking on relay would not carry code FTR and be as below:

Ordering code Actual marking
FTR-B2MA012Z → B2MA012Z

深圳市晶伟斯科技有限公司

KINWAX TECHNOLOGY CO., LIMITED

■ SAFETY STANDARD AND FILE NUMBERS

UL508, 1950 (File No. E63615)

C22.2 No. 14, No. 950 (File No. LR40304)

Please request when the approval markings are required on the cover.

Nominal voltage	Contact rating
4.5 to 12 VDC	<div> <div>0.2 A 125 VAC</div> <div>1 A 30 VDC</div> <div>0.3 A 110 VDC</div> </div> <div>— resistive</div>

Clearance	Creepage	Remarks
1.0mm coil a- contacts	1.6mm coil - contacts	- working voltage: 150V - relay inside and outside - pollution degree "2"

■ COIL DATA CHART

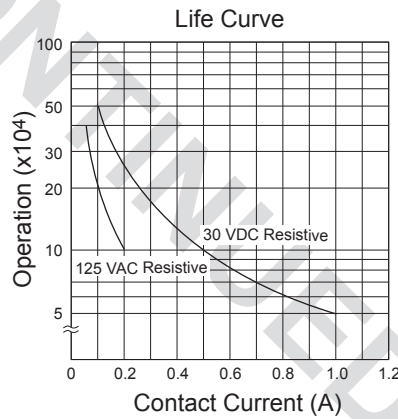
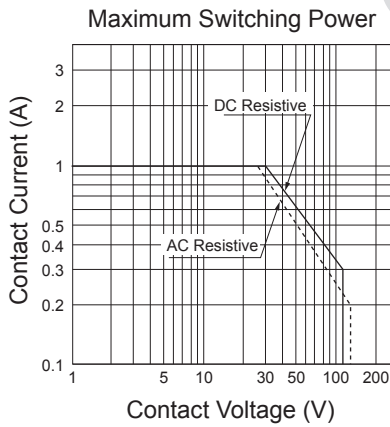
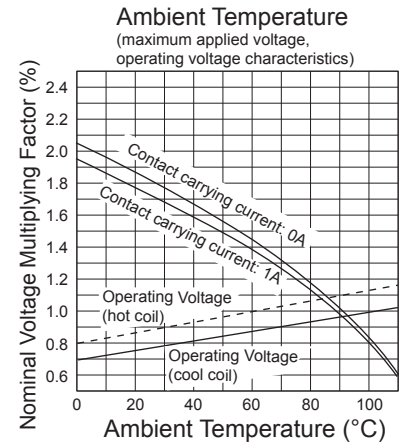
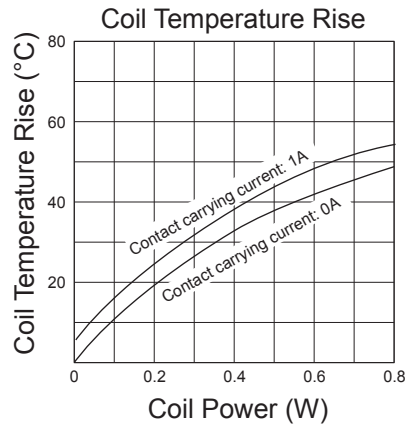
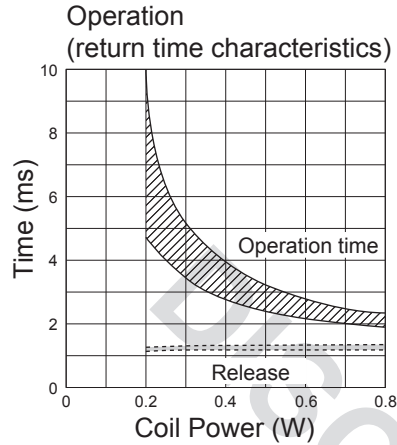
MODEL		Nominal Voltage	Coil Resistance (± 10%)	Must Operate Voltage	Must Release Voltage
FTR-F2 Series	FTR-H2 Series				
FTR-F2AK005T	FTR-H2AK005T	5VDC	47Ω	3.5VDC	0.25VDC
FTR-F2AK006T	FTR-H2AK006T	6VDC	68Ω	4.2VDC	0.3VDC
FTR-F2AK009T	FTR-H2AK009T	9VDC	155 Ω	6.3VDC	0.45VDC
FTR-F2AK012T	FTR-H2AK012T	12VDC	270 Ω	8.4VDC	0.6VDC
FTR-F2AK024T	FTR-H2AK024T	24VDC	1,200 Ω	16.8VDC	1.2VDC
FTR-F2AK048T	FTR-H2AK048T	48VDC	4,400 Ω	33.6VDC	2.4VDC

FTR-B2 Series

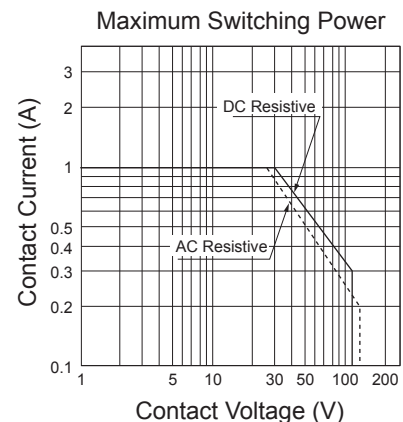
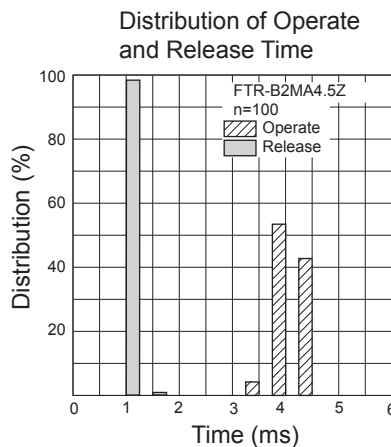
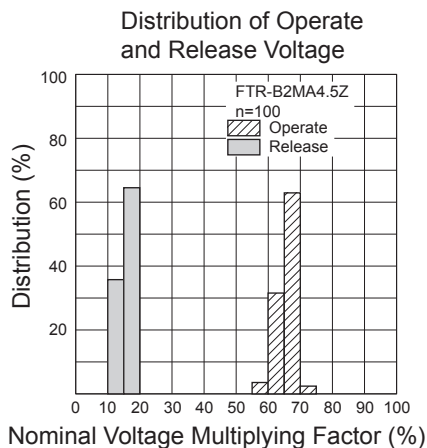
■ SPECIFICATIONS

Item		FTR-B2 Series
Contact	Arrangement	2 Form C + 2 Form A
	Material	Gold overlay Silver alloy
	Resistance (initial)	Maximum 75mΩ (at 1A 6VDC)
	Rating (resistive)	30VDC 1A / 125VAC 0.2A
	Maximum Switching Power	30W / 25VA
	Maximum Switching Voltage	110VDC / 125VAC
	Maximum Switching Current	1A
	Maximum Carrying Current	1.25A
Time Value	Operate Time (at nominal voltage)	Maximum 10ms
	Release Time (at nominal voltage)	Maximum 5ms
Coil	Operating Temperature	-40° C to +85° C (no frost)
Insulation	Resistance (at 500VDC)	Minimum 1,000 MΩ
	Dielectric Strength	750 VAC 1 Min. (open contacts) 500 VAC 1 Min. (adjacent contacts) 1,500 VAC 1 Min. (coil-contacts)
Life	Mechanical	10 x 10 ⁶ operations minimum
	Electrical	50 x 10 ³ operations minimum at 30VDC 1A 100 x 10 ³ operations minimum at 125VDC 0.2A
Vibration	Misoperation	10-55 Hz (double amplitude of 1.5mm)
	Endurance	10-55 Hz (double amplitude of 1.5mm)
Shock	Misoperation	100m/s ² (11±1ms)
	Endurance	500m/s ² (6±1ms)
Weight		Approximately 3.9g

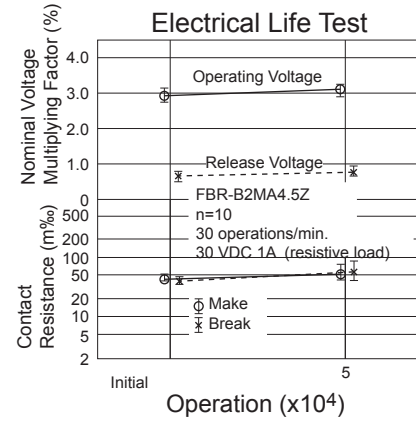
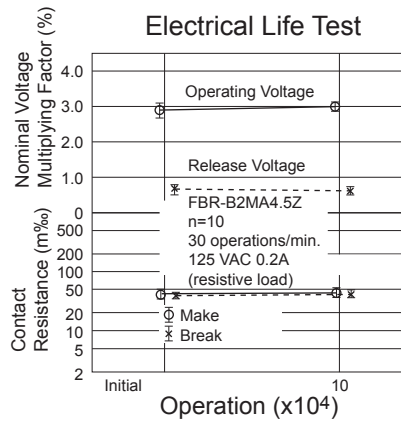
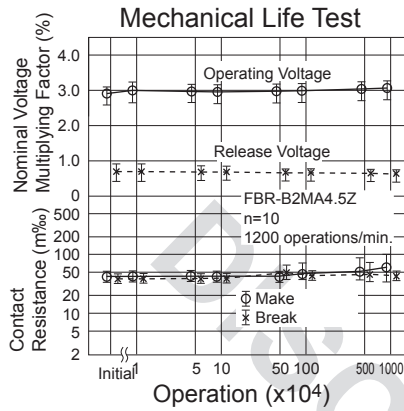
■ CHARACTERISTIC DATA



■ REFERENCE DATA



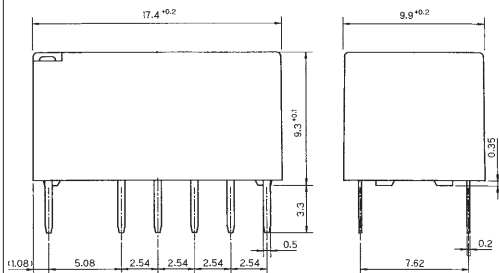
■ REFERENCE DATA



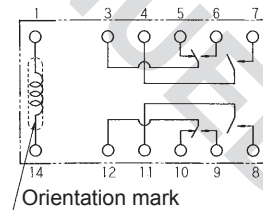
■ DIMENSIONS

● Dimensions

Through hole type



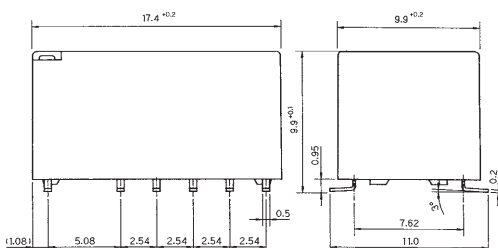
● Schematics (BOTTOM VIEW)



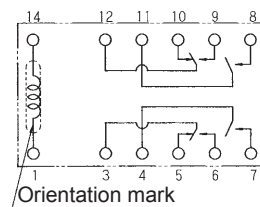
● PC board mounting hole layout (BOTTOM VIEW)

● Dimensions

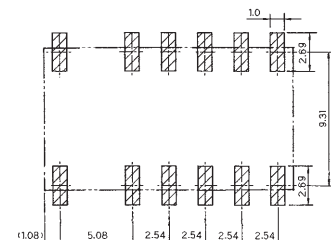
Surface mount type



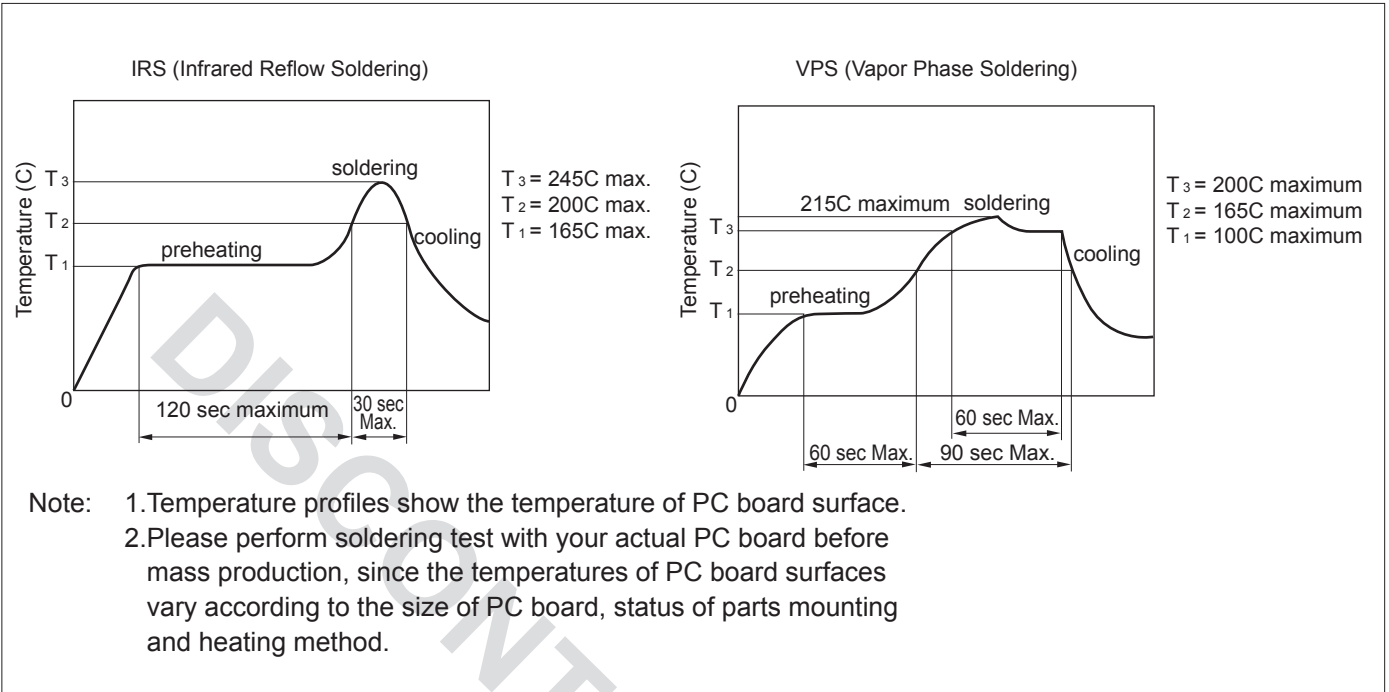
● Schematics (TOP VIEW)



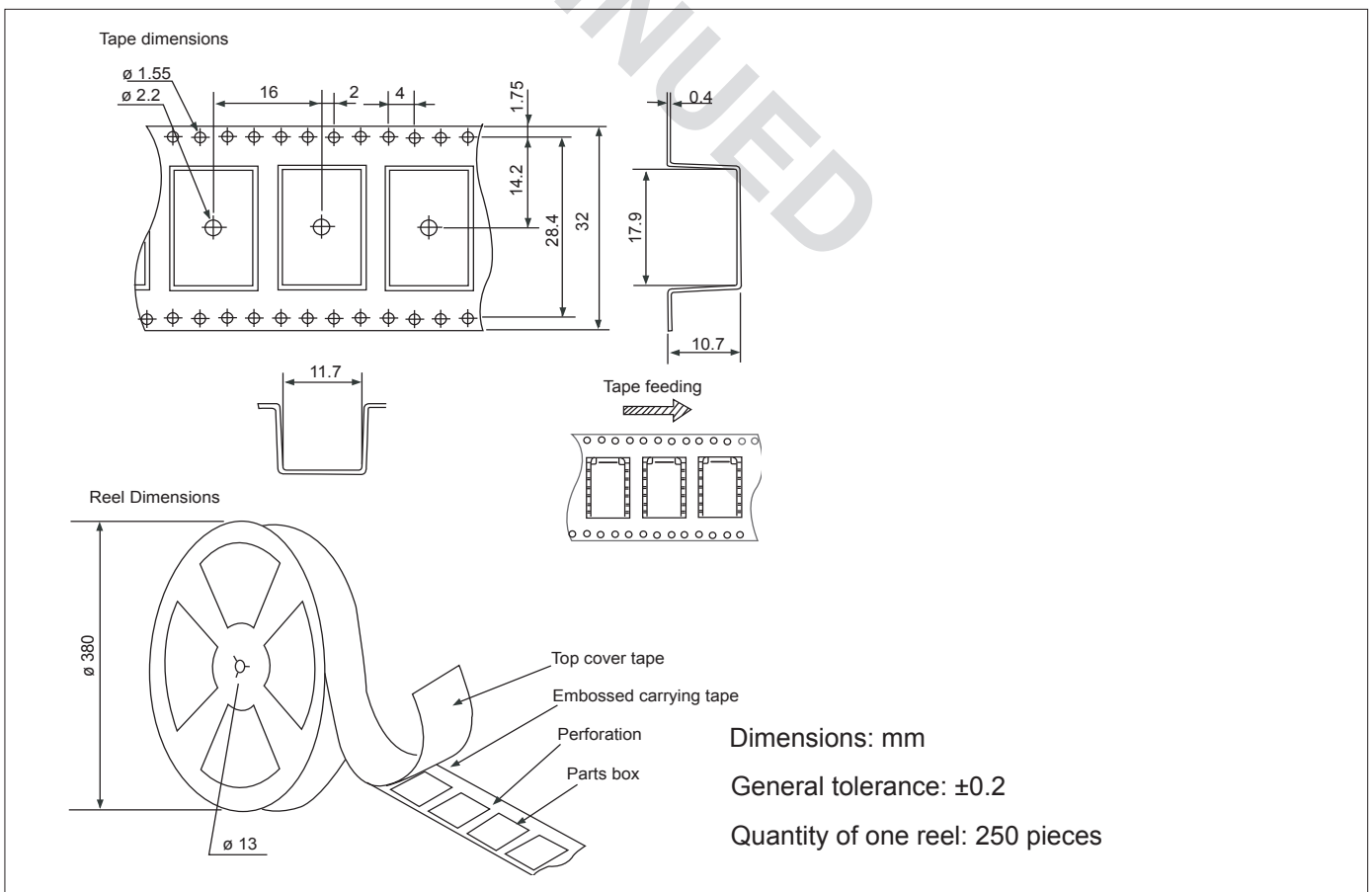
● PC board mounting hole layout (TOP VIEW)



■ RECOMMENDED CONDITION (Temperature Profile)



■ PACKAGING



RoHS Compliance and Lead Free Relay Information

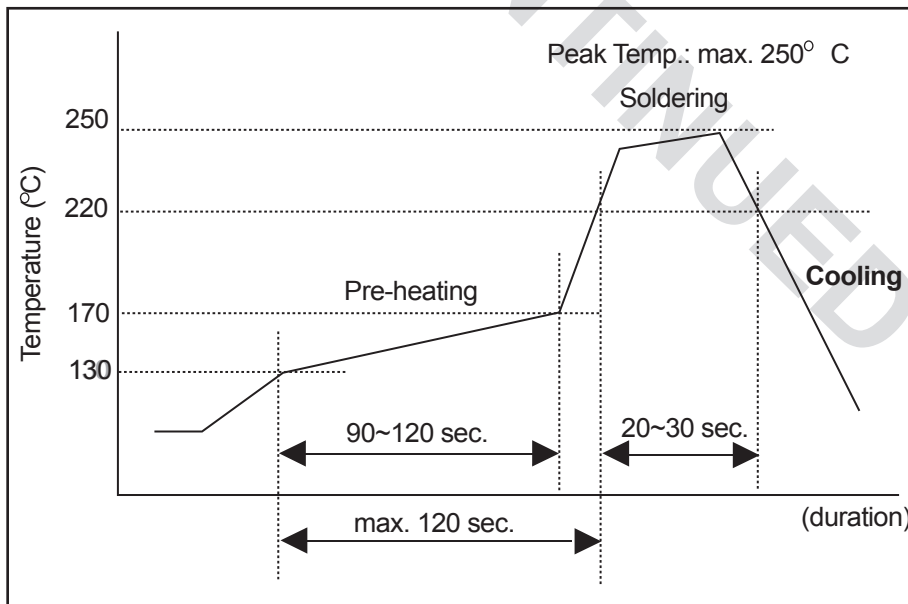
1. General Information

- Relays produced after the specific date code that is indicated on each data sheet are lead-free now. Most of our signal and power relays are lead-free. Please refer to Lead-Free Status Info. (<http://www.fcai.fujitsu.com/pdf/LeadFreeLetter.pdf>)
- Lead free solder paste currently used in relays is Sn-3.0Ag-0.5Cu. From February 2005 forward Sn-3.0Cu-Ni will be used for FTRB3 and FTR-B4 series relays.
- Most signal and some power relays also comply with RoHS. Please refer to individual data sheets. Relays that are RoHS compliant do not contain the 6 hazardous materials that are restricted by RoHS directive (lead, mercury, cadmium, chromium IV, PBB, PBDE).
- It has been verified that using lead-free relays in lead assembly process will not cause any problems (compatible).
- "LF" is marked on each outer and inner carton. (No marking on individual relays).
- To avoid lead relays (for lead-free sample, etc.) please consult with area sales office. We will ship lead relays as long as the lead relay inventory exists.

2. Recommended Lead Free Solder Profile

- Recommended solder paste Sn-3.0Ag-0.5Cu and Sn-3.0 Cu-Ni (only FTR-B3 and FTR-B4 from February 2005)

Reflow Solder condition



Flow Solder condition:

Pre-heating: maximum 120°C
Soldering: dip within 5 sec.
at 260°C solder bath

Solder by Soldering Iron:

Soldering Iron
Temperature: maximum 360°C
Duration: maximum 3 sec.

We highly recommend that you confirm your actual solder conditions

3. Moisture Sensitivity

- Moisture Sensitivity Level standard is not applicable to electromechanical relays.

4. Tin Whisker

- SnAgCu solder is known as low risk of tin whisker. No considerable length whisker was found by our in-house test.

Fujitsu Components International Headquarter Offices

Japan

Fujitsu Component Limited
Gotanda-Chuo Building
3-5, Higashigotanda 2-chome, Shinagawa-ku
Tokyo 141, Japan
Tel: (81-3) 5449-7010
Fax: (81-3) 5449-2626
Email: promothq@ft.ed.fujitsu.com
Web: www.fcl.fujitsu.com

North and South America

Fujitsu Components America, Inc.
250 E. Caribbean Drive
Sunnyvale, CA 94089 U.S.A.
Tel: (1-408) 745-4900
Fax: (1-408) 745-4970
Email: marcom@fcai.fujitsu.com
Web: <http://www.fujitsu.com/us/services/edevices/components/>

Europe

Fujitsu Components Europe B.V.
Diamantlaan 25
2132 WV Hoofddorp
Netherlands
Tel: (31-23) 5560910
Fax: (31-23) 5560950
Email: info@fceu.fujitsu.com
Web: <http://www.fujitsu.com/emea/services/components/>

Asia Pacific

Fujitsu Components Asia Ltd.
102E Pasir Panjang Road
#04-01 Citilink Warehouse Complex
Singapore 118529
Tel: (65) 6375-8560
Fax: (65) 6273-3021
Email: fcal@fcal.fujitsu.com
Web: <http://www.fujitsu.com/sg/services/micro/components/>

©2006 Fujitsu Components America, Inc. All rights reserved. All trademarks or registered trademarks are the property of their respective owners.

Fujitsu Components America does not warrant that the content of datasheet is error free. In a continuing effort to improve our products Fujitsu Components America, Inc. reserves the right to change specifications/datasheets without prior notice. Rev. 03/21/2006.